

Room Selection Information Session



BOSTON COLLEGE
Division of Student Affairs
OFFICE OF RESIDENTIAL LIFE

JOSEPH AND MAE VANDERSLICE HALL

Thinking it over



Living Environment: What kind of housing do I want? Suites? Apartments? Traditional? Do I want to participate in a Living Learning Community?

Community: What type of a community do I want to be a part of? Quiet? Active? Social?

Friends: Is it important that I live with my best friends? How will living together impact our relationship? Will I meet new people?

Cost of housing: Is cost of housing important? Do I want to be on a meal plan?

Rumors: What is it actually like to live in a particular place? Rumors might not be true...do some investigating!

Have a back-up plan!

Room Selection Process Overview

- Step 1: Information Sessions
 - Step 2: Housing Application
 - Step 3: Investigate and Plan
 - Step 4: Group Selection
- OR
- Open Registration
- Step 5: After Room Selection



Step 1: Information Sessions



- **Virtual Q & A**

- Weds. Jan 15th - 3 pm to 4 pm
- Tues. Jan 21st - 1 pm to 2 pm
- Fri. Jan 24th - 12 pm to 1 pm
- Mon. Jan 27th - 2 pm to 3 pm
- Thurs. Jan 30th - 3 pm to 4 pm

- **Drop-In Hours**

- Wed. Jan 22nd - 10 am to 12 pm
- Thurs. Jan 23rd - 12 pm to 2 pm
- Weds. Jan 29th - 11 am to 1 pm
- Fri. Jan 31st - 2 pm to 4 pm

Step 2: Housing Application

- The application opens on Monday, January 20th
- All students must complete their housing application by Friday, January 31st, even if they don't plan on living on campus.
- Students who don't complete the application will lose eligibility to live on-campus for the next year
- Agora > Other Services > My ResLife > Applications > 2025-2026 Academic Year.
- Update your roommate profile, indicate your housing intent, complete the living learning community application, and sign the residency agreement.

Housing Intent

All students must declare their intent as:

- ☐ On-campus
- ☐ Off-campus
- ☐ Study abroad
- ☐ Withdrawal/Transfer

- Students who do not declare an intent are not guaranteed university housing for the 2025-2026 academic year.
- If your housing intent changes, please contact Residential Life at placement@bc.edu.



Housing Accommodation Requests

- Students who wish to request accommodations must register and set up a meeting with the Office of Disability Services staff
- Please visit the Disability Services Website to start the registration process
- Supporting documentation from a physician or other health care professional must be submitted to the Disability Services Office
- Residential Life does not review medical documentation, or approve medical accommodations for a specific type or space within housing


Housing Accommodation Requests

- Most students with an approved medical accommodation will participate in the traditional group room selection process to select their own space.
- If a student is not able to select a space that meets their accommodation during the traditional room selection, Residential Life staff will manually assign students to a space.
- Medical accommodations do not include a group of specific friends/roommates to live with. If Residential Life needs to manually place a student in a space, we would try to provide the option to bring one friend (maximum).

Step 3: Investigate and Plan

Investigate where you want to live:

- Tour different areas
- Look at floor plans available on the MyResLife Portal
- Speak with potential roommates about preferences
- Speak with RAs and RDs
- Read your hall bulletin boards
- Read emails from placement@bc.edu
- Check information available on the room selection website
- Learn more about Living Learning Communities
- Have backup plans in mind for Room Selection, in case your desired housing is unavailable



Living Learning Communities

Fr. Rutilio Grande, SJ Intercultural Experience (GIE) & Healthy Living Community (HLC)



Fr. Rutilio Grande, SJ Intercultural Experience

A community dedicated to:

Celebrating difference and promoting acceptance of diversity in all forms through a sponsorship with the Thea Bowman Intercultural Center

Requirements:

- Open to Sophomores interested in multiculturalism, diversity, social justice, and exploration of identity
- Enroll in required 1 credit Cross Currents: Thinking About Multicultural Leadership course
- Attend and participate in regular GIE 2.0 events and programs



Healthy Living

A community dedicated to:

Defining and promoting individual wellness through a sponsorship with the Office of Health Promotion

Requirements:

- An interest in further developing and maintaining a lifestyle that supports well-being.
- Dedicated to living in an environment free of alcohol, tobacco, and other substances.



Located in 66 Commonwealth Ave and Reservoir Apartments

LLC Application Specifics:

Part of the Housing Application January 20th - January 31st




- Interested students submit an individual LLC application via the housing portal.
- Selections are based on the quality of individual applications.
- Applicants will be notified of acceptance by late February
- If selected/accept placement in a LLC, students **DO NOT** participate in group process!

Roommate Preferences:

- Upon acceptance into the LLC, students will be sent a confirmation form and any roommate preference information will be collected at that point.

Sophomore Living Experience

- Rising sophomores have the potential to select one roommate
- Students will be confirmed in a housing assignment prior to housing selection
- This will be available in 4-person and 8-person suites on the 3rd floor of Walsh
- Residential Life will assign pairs into the suites, and will not accept suitemate requests
- Room changes will not be permitted in the first six weeks of the semester




Step 4: Open Registration




Step 4: Open Registration

- Open registration will open on Monday, February 24th and close on Friday, February 28th. It will reopen after group selection on Friday, March 21st and close on Monday, March 24th.
- Students who do not have a group or do not wish to participate in the group process can sign-up for open registration.
- Students may indicate up to three room type (Traditional, Suite, Apartment) preferences.
- Assignments will be based on availability of preferences and roommate profile matching. We will place students into housing with other students of their class year.
- Students will be assigned to housing in June.



Or



Step 4: Group Selection

Step 4: Group Selection Overview

- Group Selection will begin on Monday, March 10th, and continue through Thursday, March 20th.
- Each day is a different selection based on room-type and group size. See the Timeline on the Residential Life Website for the dates of different selections.
- Each group should designate one Group Leader. All members of the group will give their Eagle ID to their group leader.
- The group leader is responsible for selecting housing for all group members.
- The group leader is the only member of the group that will log-in to register AND select housing for the group.
- Each student can only belong to one group – do not give multiple group leaders your Eagle ID!

Step 4: Group Selection Overview

- To apply for a specific type of room, the group leader must register their group between 10am-1pm of that room type day.
 - Example: A group of four students want a 4-person suite, so the group leader logs-in and registers the group on the morning of 4-person suite day.
- Group members must equal the number of bed spaces of the housing being requested.
 - Example: Only complete groups of eight students can register an 8-person suite. A group of seven would not be able to register for this space.

Step 4: Group Selection Overview

- If your group is selected to pick a room, you will receive an email with your group pick time.
- The group leader will be responsible for selecting housing for your group at that time.
- If your group is not selected, you will be able to form a new group for a different room type selection on another day. Residential Life will delete your old group, so you can reform the new group.
 - You are not required to register for a room type on every consecutive day - you can wait to register for a room type later in the week.
- Students with financial holds or conduct holds are not eligible to participate in room selection and cannot be added to groups.
 - Be sure to address any account holds prior to your desired room selection day!

Group Selection Day

● **10 am – 1 pm:** The group leader creates & verifies the group.

- The group leader logs into the housing application and follows the steps to add (or remove) group members.
- Once the group is full, the group leader will verify the group. Verified groups cannot be changed.
- The group leader can register the group anytime between 10 am and 1 pm but no later.

● **1 pm – 3pm:** Groups are assigned lottery numbers and pick times.


- The group leader receives an email stating if their group is selected to pick housing that day. If the group is selected, the pick time will be included in the email.
- Room selection begins at 4pm EST the day after groups register.

Group Selection Day

- **4 pm** – All Spaces are Selected: Group leaders log-in during their assigned pick time and select housing for their group.
 - The group leader will select the specific suite, apartment, or room(s) for the group.
 - The group leader will assign group members to specific bedrooms.
 - The space your group leader selects is your room for next year.
 - Be sure your group leader knows who should be direct roommates and who should be in which room.
- The group leader should click save after finalizing the selection. Group members can view their assignment once it is selected.
- If a group receives a pick time, they must select on that day. If they do not select, Residential Life will place the group into the available openings.

Room Selection Order of Days

- 6-Person Apartments
- 4-Person Apartments
- 2-Person & 3-Person Apartments
- 6-Person Suites (Stayer Hall)
- 8-Person Suites
- 4-Person Suites (Walsh Hall)
- 6 and 9-Person Suites (Triple Rooms)
- Traditional Style Housing



Lottery Numbers and Pick Times

- Groups are weighted based on the class year of students. Each class is assigned a different eligibility code:
 - Juniors (and Seniors) = 1
 - Sophomores = 2
 - Freshmen = 3
- The sum of the group's eligibility codes determines the group's category.
 - See the Residential Life website for a complete breakdown of categories.
 - Who lands into what category changes for each room type/housing selection day
- Groups with lower **eligibility codes** will receive preference over students with higher **eligibility codes**.
 - Example: A group of four juniors will receive preference over a group of four sophomores.
- Groups within the same **category** are assigned random lottery numbers to determine pick times.




Blocking

- Blocking allows several groups to select housing together at the same time.
- Groups may block with one, two, or three other groups (depending on the selection day).
- Groups must be the same size, applying for the same type of housing, and fall within the same eligibility category.
- Blocked groups have one group leader and register once for everyone.
- Blocking does not improve or hurt chances of selecting housing.
- Groups that block may be co-ed (but suites and rooms are still single-gender).
- Information about blocking can be found in the housing assignments section of the room selection website

Tips and Tricks

- Pick a primary roommate for the selection process
- Register for a room type that meets your group size instead of editing your group size to meet a room type
- Use blocking when it helps you, not when it hurts you
- Instead of kicking people out of your group to select for a particular room type, you can:
 - Block with other groups
 - Or wait for another day when your entire group can select together
- Contact your RD if you need help finding roommates



Step 5: After Room Selection

- If you wish to move off-campus after selecting your room, you must do so by completing a Housing Cancellation form
 - The form is available at all times through Agora > Other Services > MyResLife > Forms
 - You have until May 31st to cancel housing and receive a full refund.
- Students must move into the room selected at Room Selection or assigned through Open Registration.
- Residential Life will not start reviewing or approving any room change requests until 2 weeks into the fall semester.
- Students choosing to change bedrooms or suites/apartments without approval may be referred to the student conduct process.

Timeline

Chestnut Hill Campus

January 20 - January 31
Returning Student Housing Application
Available

February 24- February 28
Open Registration

March 10 - March 20
Group Selection

March 21-24
Open Registration

May 31
Deadline to Cancel Housing and Receive
Full Refund

Brookline Campus

January 20 - January 31
Returning Student Housing Application
Available

February 19
Group Formation

February 20
Room Selection



Studying Abroad

- Students who are confirmed to study abroad will be cancelled out of housing assignment for the entire academic year and lose claim to space they have chosen during room selection.
 - Residential life will then assign other students to the space for the entire academic year.
 - If a student wishes to live on-campus in the spring when they return from abroad, Residential Life will assign them to a vacancy on-campus.
- We do not hold spaces for students if they are studying abroad and plan on returning.
- Students also cannot hold spaces for prior roommates with the goal of students returning within the semester



Typical Housing Selection Locations

Sophomore Students

- 8-person suites in Walsh, Vanderslice, and 90 St. Thomas More
- 4-person suites in Walsh (Do not have kitchenettes or living room space)
- 6-person suites (triple rooms) in 90 St. Thomas More
- 9-person suites (triple rooms) in Vanderslice
- Doubles in Greycliff
- Doubles and triples in 66 Commonwealth Ave
- Doubles, triples, and quads on College Road



Typical Housing Selection Locations



Junior Students

- 8-person suites in Stayer, Vanderslice, and 90 St. Thomas More
- 6-person suites in Stayer Hall
- Doubles in Greycliff
- 2-person, 3-Person or 4-person apartments in Reservoir (2k)
- 4 Person apartments in Gabelli or Voute

Typical Housing Selection Locations

Senior Students

- 6-person apartments in Mods, Rubenstein, Ignacio and Thomas More Apartments (2150)
- 4-person apartments in Rubenstein, Ignacio, Thomas More Apartments (2150), and Reservoir (2k)
- 2-person or 3-Person apartments in Reservoir (2k)



Some Things to Remember

- 8-person suites are popular, but they may not be the type of environment you're looking for.
- 30-35% of the sophomore class lives on College Road.
- The only factor impacting selection and pick times is class year.
- The process is designed to be as fair as possible and allow for equal participation for all students.
- Room selection can be stressful, but we are here to help!



Questions?

Contact us

Phone: (617) 552-3060

Email: Placement@bc.edu

www.bc.edu/reslife

